

## CAM KIT FOR BEACH PEA

WHAT IS INCLUDED – This kit provides the plywood pieces necessary to complete the rowing version of this boat. Plywood parts for the sailing version are also available. Your kit will contain two categories of pieces: those that go into the setup (temporary molds, ladder frame parts) and those that go into the boat itself (BS1088 standard marine plywood.) Longer pieces will come with tapered scarfs machined in them, and a simple template to insure that scarf joints will be properly aligned.

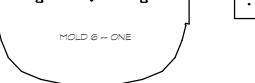
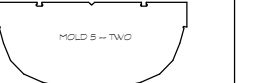
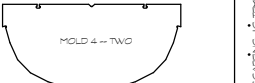
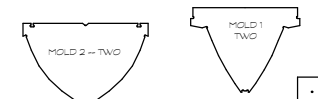
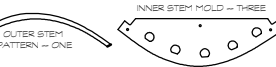
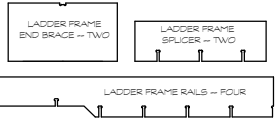
The construction plans and building rights for BEACH PEA must be purchased separately, from the WoodenBoat Store.

As it is so expensive to ship long pieces of wood, you will need to purchase the solid lumber in your area. For the setup, some 2-by stock from your local lumber yard will do, but you may have to go farther afield for the higher quality solid lumber that goes into the hull. Most areas are served by hardwood suppliers that will carry this lumber – the internet or a local cabinet shop should be able to help with this.

The attached drawing shows the parts that will come with your kit as well as how the assembled setup will look. A full scale and more detailed version of this drawing will come with your kit.

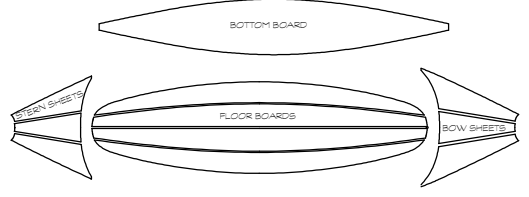
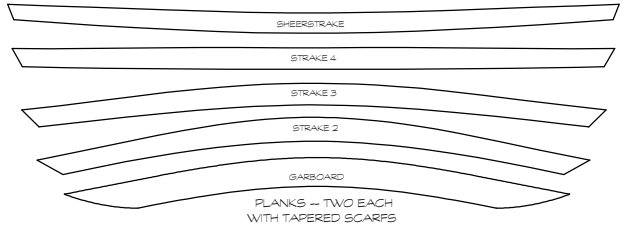
ORDERING KITS: Hewes & Co., Marine Division, Blue Hill, Maine handles the manufacture and selling of our kits. Please see their web site, [www.cnc-marine-hewesco.com](http://www.cnc-marine-hewesco.com), for ordering information and current pricing.

Kits will ship on a 4' x 8' pallet. Contact Hewes & Co. for shipping costs. Shipping costs can be reduced by arranging shipment to a commercial location, usually defined as one have a loading dock or fork truck available. Please allow four weeks from date of order to delivery.

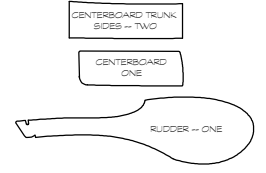


SCARFS AND TEMPLATES

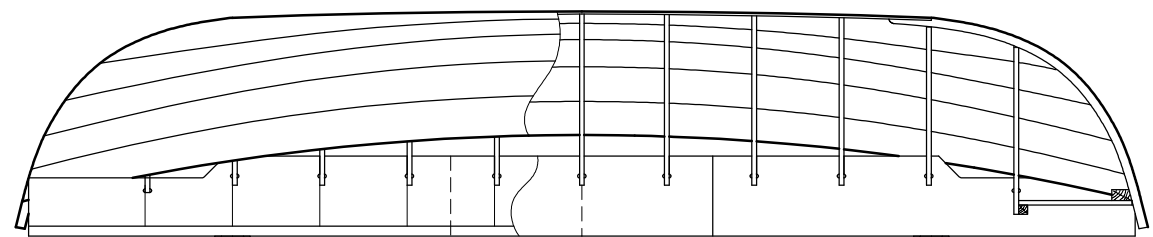
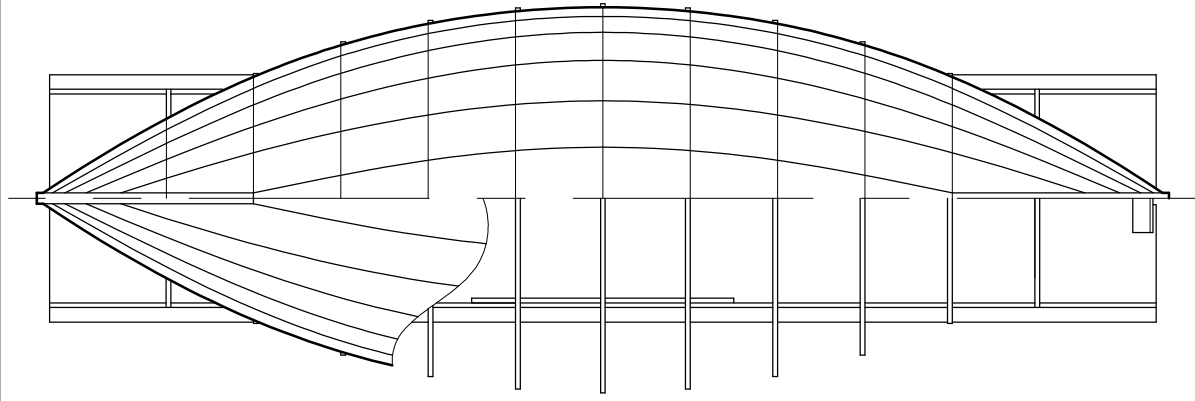
INCLUDED SETUP PARTS  
NOT TO SCALE



INCLUDED BOAT PARTS  
NOT TO SCALE



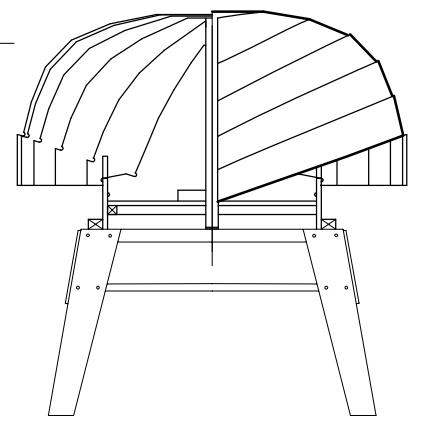
OPTIONAL SAILING  
VERSION PARTS



WHATS IN THE KIT

THIS KIT PROVIDES THE PLYWOOD PIECES NECESSARY TO COMPLETE THE ROWING VERSION OF THIS BOAT. PLYWOOD PARTS FOR THE SAILING VERSION ARE ALSO AVAILABLE. YOUR KIT WILL CONTAIN TWO CATEGORIES OF PIECES: THOSE THAT GO INTO THE SETUP (TEMPORARY MOLDS, LADDER FRAME PARTS) AND THOSE THAT GO INTO THE BOAT ITSELF (BB1088 STANDARD MARINE PLYWOOD).

AS IT IS SO EXPENSIVE TO SHIP LONG PIECES OF WOOD, YOU WILL NEED TO PURCHASE THE SOLID LUMBER IN YOUR AREA. FOR THE SETUP, SOME 2-BY STOCK FROM YOUR LOCAL LUMBER YARD WILL DO, BUT YOU MAY HAVE TO GO FARTHER AFIELD FOR THE HIGHER QUALITY SOLID LUMBER THAT GOES INTO THE HULL. MOST AREAS ARE SERVED BY HARDWOOD SUPPLIERS THAT WILL CARRY THIS LUMBER. THE INTERNET OR A LOCAL CABINET SHOP SHOULD BE ABLE TO HELP WITH THIS.



PLEASE NOTE

CONSTRUCTION PLANS AND BUILDING RIGHTS MUST BE PURCHASED SEPARATELY, FROM THE WOODENBOAT STORE. LINES FOR THIS KIT WERE COMPUTER FARED. MOLDS AND PLANK SHAPES MAY VARY SLIGHTLY FROM THE HUMAN LOFTED PATTERNS IN THE ORIGINAL PLANS.

