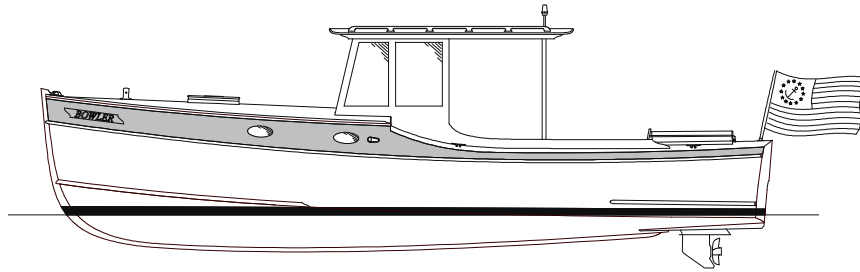


D. N. HYLAN & ASSOCIATES, INC.  
BOATBUILDERS

**BOWLER**  
26' 6" POWER CRUISER



Thank you for considering my plans for BOWLER, a “cruising” version of my TOP HAT launch. These boats are descended from Harry Bryan's inspired Handy Billy design, which in turn can trace it's origins back to William Hand's vee bottom designs from the early 20<sup>th</sup> century. One hundred years later, Hand would still recognize these boats – handsome, sea kindly, efficient, and attractive to the home builder. We've incorporated some extra beam, modern construction and today's wonderfully quiet and clean burning outboard motors.

BOWLER uses modern glued wood construction. Her bottom is plywood and her curvacious topsides are strip planked. All is sheathed in Dynel/epoxy for a boat that stays good looking with less maintenance. Her fine bow will handle a chop with ease, and her semi-displacement hull can be driven up to 17 knots with just 60 horsepower.

Down below is a generous vee berth, followed by a toilet to starboard and a sink & counter to port. A step up brings you to the shelter, with 6' 3" of headroom. The helm station is to starboard and to port is a “co-pilot” seat with storage under. A luxurious settee extends across the aft end of the cockpit just forward of the motor well. Lots of storage back here as well.

BOWLER's motor is in a covered well, which makes engine noise almost negligible. The plans are based on an Evinrude E-tec 60 hp motor – if you want a different motor, you should plan to purchase it early, before the dimensions of the motor well are all glued in place. Please don't call to ask me if a bigger motor can be installed. This type of hull is not appropriate for speeds over 20 knots. If you want to install a bigger motor the design of the well and consequences of it's performance will be on you.

While most will consider BOWLER a day boat, a weekend cruise is easily accommodated as long as simple eating is acceptable. A young and adventurous couple might head off for a week! With curtains around the shelter, even a pair or kids could be included in the fun .

The plans consist of six sheets: Lines, Outboard Profile, Construction Plan, Construction Sections, Joiner Details, Lofted Offsets. Also included is a CD of construction photos and other helpful information.

#### PARTICULARS

LOA – 26' 6"

LWL – 25' 4"

BEAM – 8' 2"

DRAFT – 1' 4" motor up

DISPLACEMENT – Approximately 3680 lb.

HULL TYPE – Vee bottom semi-displacement

CONSTRUCTION – Plywood bottom & sheathed strip planking on topsides

SUITABLE FOR – Somewhat protected waters

TRAILERABLE – Yes

PROPULSION – outboard motor, 60 hp.

SPEED – Up to 17 knots

SKILL REQUIRED – Intermediate

LOFTING REQUIRED – No, corrected offsets included, full size patterns available.

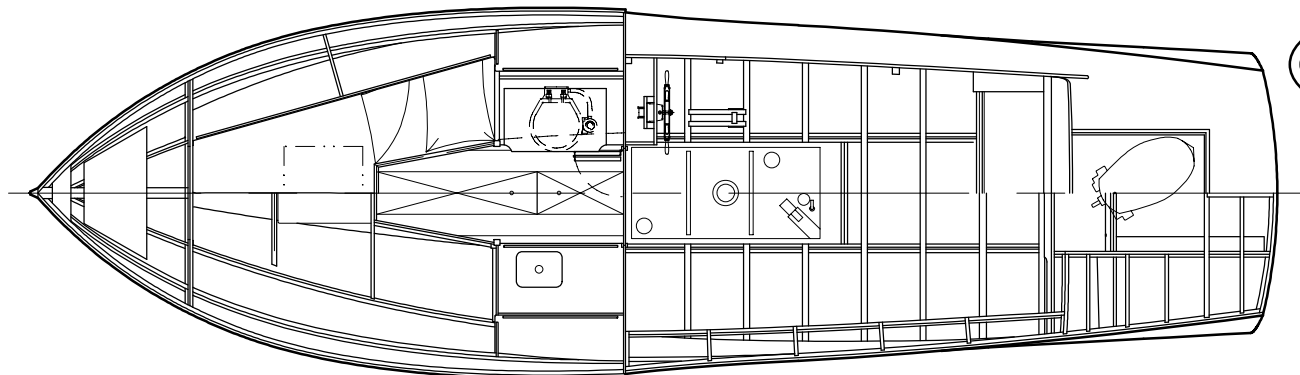
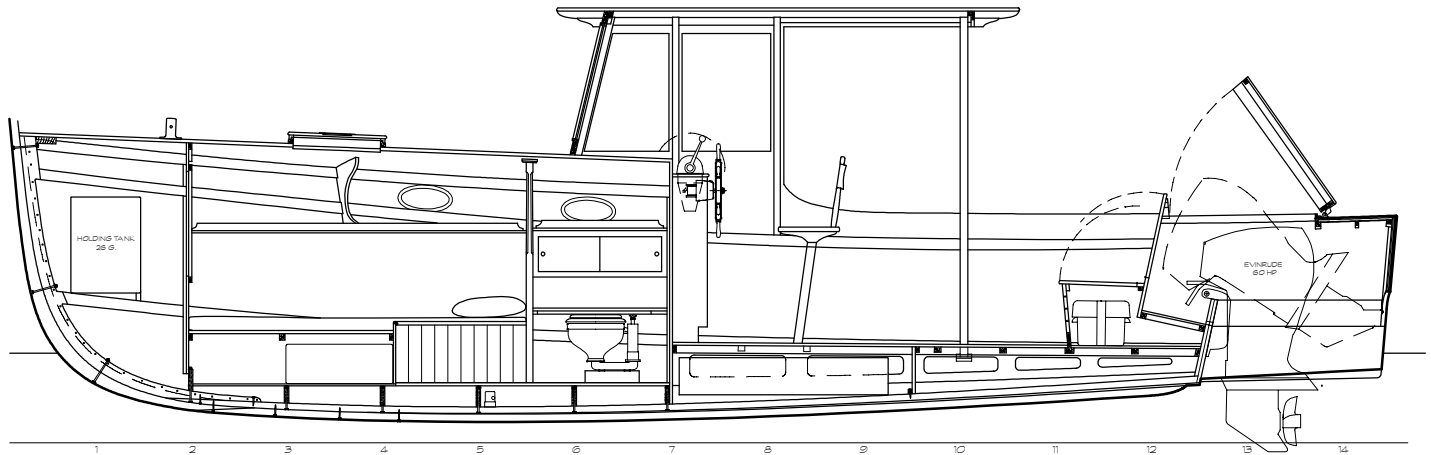
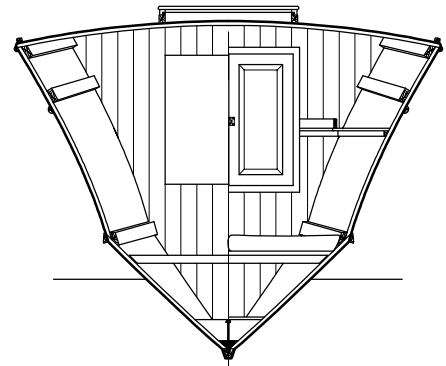
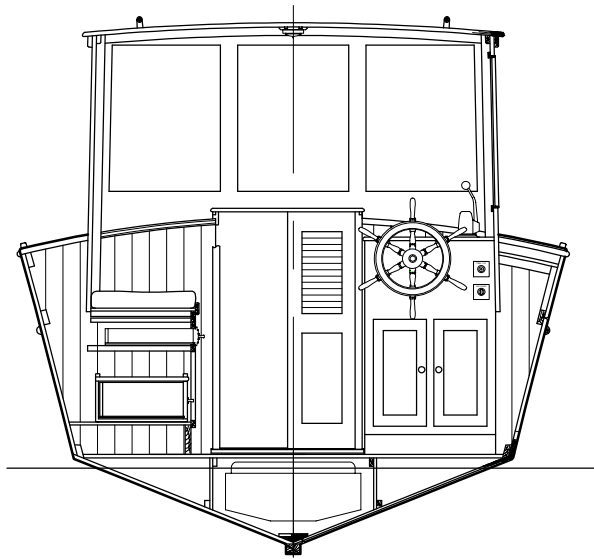
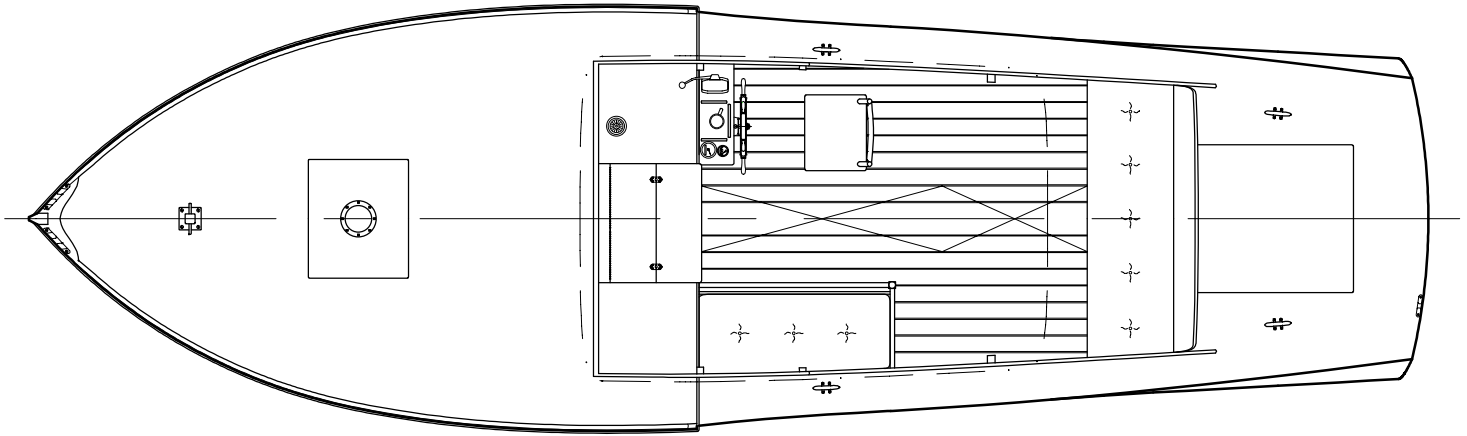
PLANS SHEETS – 6 sheets, above average detail

PLANS COST – Including building rights for one boat and photo CD – \$275.00 plus S&H, \$15.00 in US, 40.00 USD international.

FULL SIZE PATTERNS – on mylar, \$225.00 plus S&H \$15 in US, 45.00 USD international







D. N. HYLAN  
 26 S POWER CRUISER  
**BOWLER**  
 BOSTON, MASS. 02116