

CAM KIT FOR BOWLER

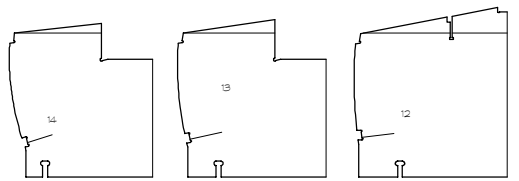
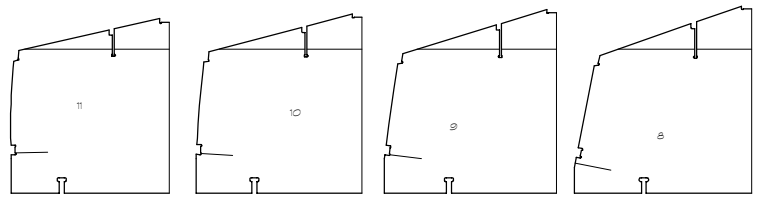
WHAT IS INCLUDED – This is essentially a “setup” kit. Your kit will contain two categories of pieces: those that go into the setup (temporary molds, ladder frame parts) and those that go into the boat itself (BS1088 standard marine plywood) such as the main bulkhead, motor transom and inner stem pieces.

As it is so expensive to ship long pieces of wood, you will need to purchase the solid lumber in your area. For the setup, some 2-by stock from your local lumber yard will do, but you may have to go farther afield for the higher quality solid lumber that goes into the hull. Most areas are served by hardwood suppliers that will carry this lumber – the internet or a local cabinet shop should be able to help with this. You will also need to purchase most of the plywood for this boat separately from the kit.

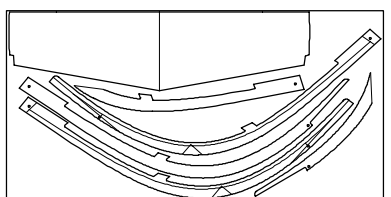
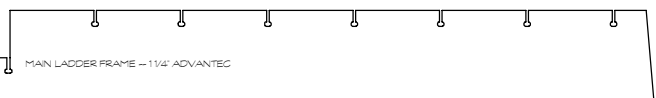
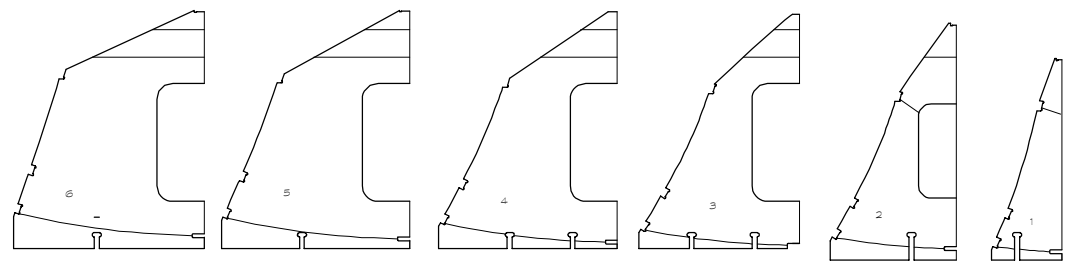
The attached drawing shows the parts that will come with your kit as well as how the assembled setup will look. A full scale and more detailed version of this drawing will come with your kit.

ORDERING KITS: Hewes & Co., Marine Division, Blue Hill, Maine handles the manufacture and selling of our kits. Please see their web site, www.cnc-marine-hewesco.com, for ordering information and current pricing.

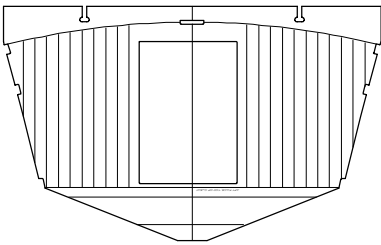
Kits will ship on a 4' x 8' pallet. Contact Hewes & Co. for shipping costs. Shipping costs can be reduced by arranging shipment to a commercial location, usually defined as one have a loading dock or fork truck available. Please allow four weeks from date of order to delivery.



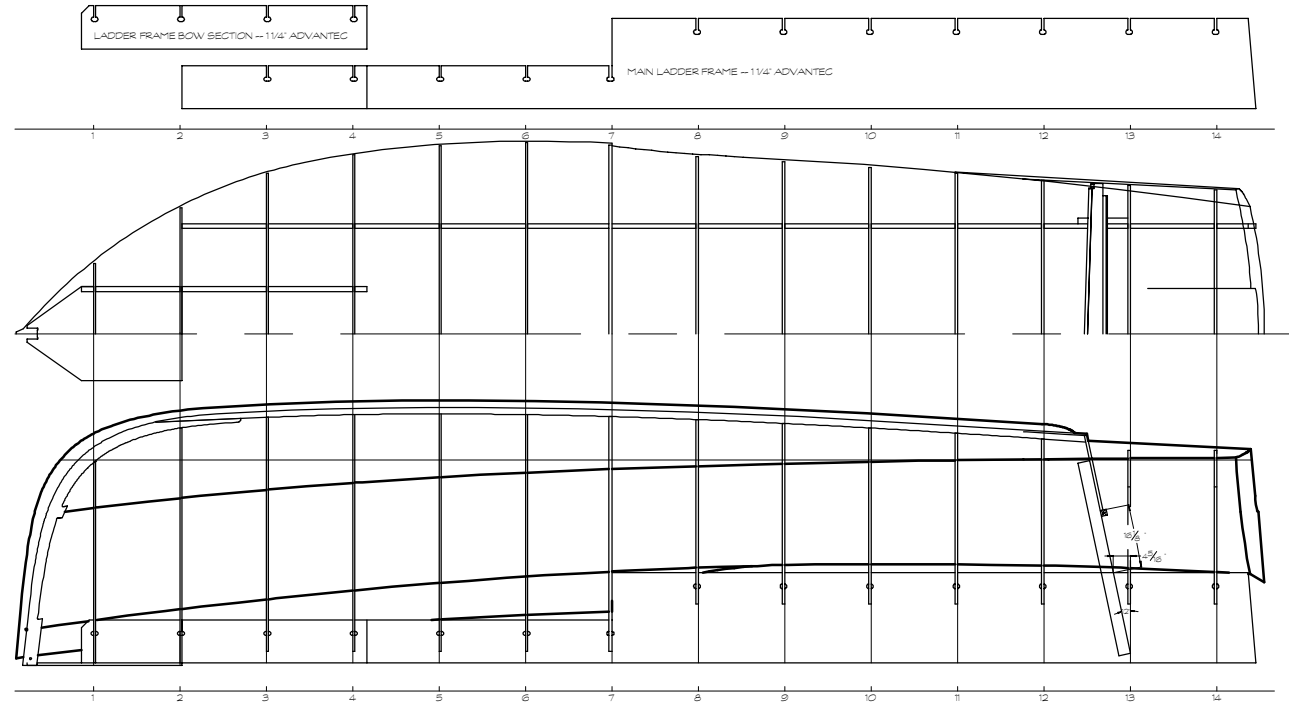
MOLDS - 5/8" ADVANTEC



MOTOR TRANSOM & STEM PIECES - 3/4" MERANTI PLY



BULKHEAD @ 7 - 3/4" MERANTI PLY



D. N. HILAN
 26' 5" POWER CRUISER
BOWLER
 CAM SETUP KIT
 SCALE: 3/4" = 1'
 BROOKLIN MAINE 04916